



Location: CMA5b - Pedestrian Plaza

Report on 24-hour TSP monitoring for EP-376/2009

Action Level - 209.9  $\mu\text{g}/\text{m}^3$

Limit Level - 260  $\mu\text{g}/\text{m}^3$

Date	Sampling Time	Weather Condition	Filter paper no.	Filter Weight, g		Elapse Time, hr		Sampling Time, hr	Flow Rate, $\text{m}^3/\text{min}$			Total Volume, $\text{m}^3$	TSP Level, $\mu\text{g}/\text{m}^3$
				Initial	Final	Initial	Final		Initial, $Q_{si}$	Final, $Q_{sf}$	Average		
28-Jul-15	8:00	Fine	012725	2.8283	3.0003	5146.87	5170.87	24.00	1.01	1.01	1.01	1460	117.8
3-Aug-15	8:00	Fine	012741	2.8125	2.9499	5197.89	5221.89	24.00	1.03	1.03	1.03	1477	93.0
8-Aug-15	8:00	Fine	012750	2.8281	3.0357	5224.89	5248.89	24.00	1.02	1.02	1.02	1465	141.7
14-Aug-15	8:00	Cloudy	012457	2.8115	2.8813	5251.88	5275.88	24.00	0.98	0.98	0.98	1406	49.7
20-Aug-15	8:00	Cloudy	012658	2.8185	2.9836	5278.88	5302.88	24.00	0.97	0.97	0.97	1397	118.2
26-Aug-15	8:00	Cloudy	013004	2.7839	2.8707	5305.88	5329.88	24.00	0.97	0.97	0.97	1401	61.9

Report on 1-hour TSP monitoring for EP-376/2009

Action Level - 339.7  $\mu\text{g}/\text{m}^3$

Limit Level - 500  $\mu\text{g}/\text{m}^3$

Date	Sampling Time	Weather Condition	Filter paper no.	Filter Weight, g		Elapse Time, hr		Sampling Time, hr	Flow Rate, $\text{m}^3/\text{min}$			Total Volume, $\text{m}^3$	TSP Level, $\mu\text{g}/\text{m}^3$
				Initial	Final	Initial	Final		Initial, $Q_{si}$	Final, $Q_{sf}$	Average		
29-Jul-15	13:00	Fine	012427	2.7979	2.8082	5194.89	5195.89	1.00	0.96	0.96	0.96	58	178.4
29-Jul-15	14:04	Fine	012825	2.8779	2.8853	5195.89	5196.89	1.00	0.96	0.96	0.96	58	128.2
29-Jul-15	15:16	Fine	012828	2.8761	2.8823	5196.89	5197.89	1.00	0.96	0.96	0.96	58	107.4
4-Aug-15	13:00	Fine	012460	2.7991	2.8060	5221.89	5222.89	1.00	1.03	1.03	1.03	62	112.1
4-Aug-15	14:16	Fine	012682	2.8420	2.8473	5222.89	5223.89	1.00	1.03	1.03	1.03	62	86.1
4-Aug-15	15:20	Fine	012747	2.8424	2.8490	5223.89	5224.89	1.00	1.03	1.03	1.03	62	107.2
10-Aug-15	9:15	Fine	012453	2.8273	2.8356	5248.89	5249.89	1.00	1.03	1.03	1.03	62	134.8
10-Aug-15	10:35	Fine	012753	2.8457	2.8506	5249.89	5250.89	1.00	1.03	1.03	1.03	62	79.6
10-Aug-15	13:00	Fine	012666	2.8320	2.8360	5250.89	5251.89	1.00	1.03	1.03	1.03	62	65.0
15-Aug-15	8:13	Rainy	012673	2.8544	2.8552	5275.88	5276.88	1.00	0.98	0.98	0.98	59	13.7
15-Aug-15	9:16	Rainy	012668	2.8315	2.8323	5276.88	5277.88	1.00	0.98	0.98	0.98	59	13.7
15-Aug-15	10:37	Rainy	012414	2.8242	2.8304	5277.88	5278.88	1.00	1.03	1.03	1.03	62	100.3
21-Aug-15	8:32	Cloudy	013042	2.8110	2.8198	5302.88	5303.88	1.00	0.97	0.97	0.97	58	151.4
21-Aug-15	10:52	Cloudy	013037	2.7899	2.7994	5303.88	5304.88	1.00	0.97	0.97	0.97	58	163.5
21-Aug-15	14:00	Cloudy	013029	2.7859	2.8016	5304.88	5305.88	1.00	0.97	0.97	0.97	58	270.2
27-Aug-15	8:47	Cloudy	013001	2.8017	2.8094	5329.88	5330.88	1.00	0.97	0.97	0.97	58	131.9
27-Aug-15	10:25	Cloudy	013047	2.8138	2.8220	5330.88	5331.88	1.00	1.03	1.08	1.05	63	129.9
27-Aug-15	13:11	Cloudy	012970	2.8022	2.8094	5331.88	5332.88	1.00	0.97	0.97	0.97	58	123.3



Location: CMA6a - WDII PRE Office

Report on 24-hour TSP monitoring for EP-376/2009

Action Level - 207.1 µg/m<sup>3</sup>

Limit Level - 260 µg/m<sup>3</sup>

Date	Sampling Time	Weather Condition	Filter paper no.	Filter Weight, g		Elapse Time, hr		Sampling Time, hr	Flow Rate, m <sup>3</sup> /min			Total Volume, m <sup>3</sup>	TSP Level, µg/m <sup>3</sup>
				Initial	Final	Initial	Final		Initial, Q <sub>si</sub>	Final, Q <sub>sf</sub>	Average		
28-Jul-15	8:00	Fine	012724	2.8415	2.9530	20242.62	20266.62	24.00	1.22	1.22	1.22	1762	63.3
3-Aug-15	8:00	Fine	012829	2.8823	3.0403	20269.63	20293.63	24.00	1.22	1.22	1.22	1757	89.9
8-Aug-15	8:00	Fine	012748	2.8252	3.0363	20296.64	20320.64	24.00	1.20	1.20	1.20	1731	121.9
14-Aug-15	8:00	Cloudy	012667	2.8266	2.9928	20323.64	20347.64	24.00	1.22	1.22	1.22	1751	94.9
20-Aug-15	8:00	Cloudy	012661	2.8113	3.0911	20350.64	20374.64	24.00	1.21	1.21	1.21	1741	160.7
29-Aug-15	11:30	Cloudy	012657	2.8123	2.9420	20380.65	20404.65	24.00	1.21	1.22	1.21	1749	74.2

Remarks: Due to interruption of electricity, the 24hr TSP was rescheduled from 26 August 2015 to 29 August 2015.

Report on 1-hour TSP monitoring for EP-376/2009

Action Level - 333 µg/m<sup>3</sup>

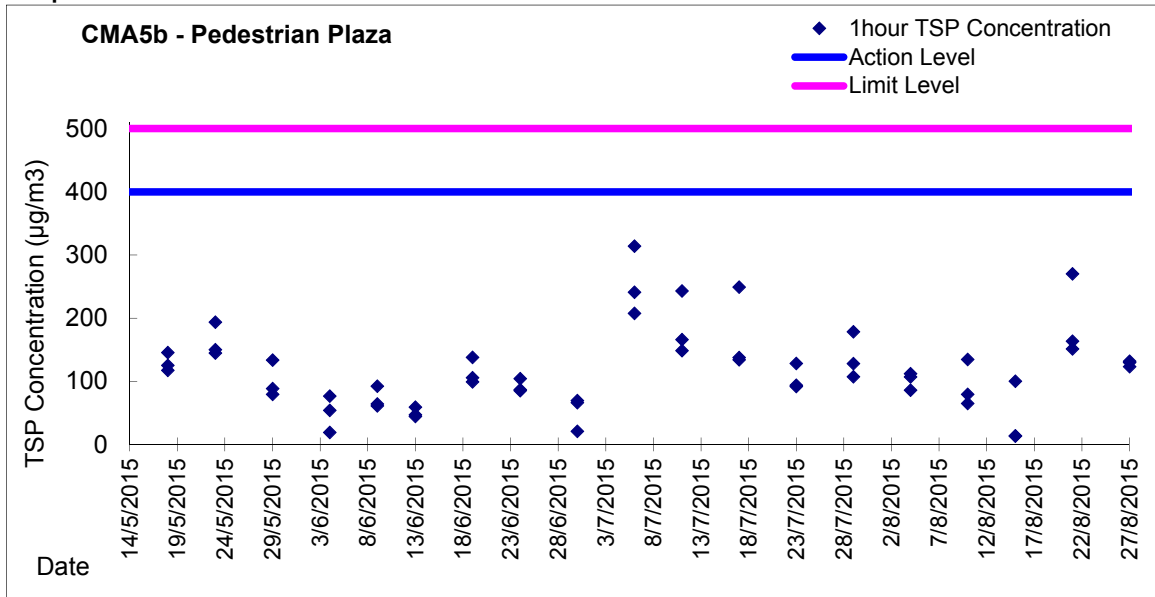
Limit Level - 500 µg/m<sup>3</sup>

Date	Sampling Time	Weather Condition	Filter paper no.	Filter Weight, g		Elapse Time, hr		Sampling Time, hr	Flow Rate, m <sup>3</sup> /min			Total Volume, m <sup>3</sup>	TSP Level, µg/m <sup>3</sup>
				Initial	Final	Initial	Final		Initial, Q <sub>si</sub>	Final, Q <sub>sf</sub>	Average		
29-Jul-15	13:00	Fine	012429	2.8080	2.8171	20266.63	20267.63	1.00	1.22	1.22	1.22	73	123.9
29-Jul-15	14:06	Fine	012426	2.8149	2.8247	20267.63	20268.63	1.00	1.22	1.22	1.22	73	133.4
29-Jul-15	15:10	Fine	012826	2.8706	2.8757	20268.63	20269.63	1.00	1.22	1.22	1.22	73	69.4
4-Aug-15	13:00	Fine	012462	2.8144	2.8198	20293.63	20294.63	1.00	1.22	1.22	1.22	73	73.8
4-Aug-15	14:05	Fine	012684	2.8364	2.8442	20294.63	20295.63	1.00	1.22	1.22	1.22	73	106.5
4-Aug-15	15:08	Fine	012681	2.8410	2.8481	20295.64	20296.64	1.00	1.22	1.22	1.22	73	97.0
10-Aug-15	9:15	Fine	012752	2.8384	2.8523	20320.64	20321.64	1.00	1.21	1.21	1.21	73	191.1
10-Aug-15	10:50	Fine	012459	2.8053	2.8095	20321.64	20322.64	1.00	1.21	1.21	1.21	73	57.7
10-Aug-15	13:00	Fine	012655	2.8050	2.8212	20322.65	20323.65	1.00	1.21	1.21	1.21	73	222.7
15-Aug-15	8:23	Rainy	012672	2.8410	2.8452	20347.64	20348.64	1.00	1.22	1.22	1.22	73	57.5
15-Aug-15	9:41	Rainy	012418	2.8306	2.8390	20348.64	20349.64	1.00	1.22	1.22	1.22	73	115.0
15-Aug-15	10:45	Rainy	012413	2.8186	2.8235	20349.64	20350.64	1.00	1.22	1.22	1.22	73	67.1
21-Aug-15	8:12	Cloudy	013043	2.8023	2.8149	20374.64	20375.64	1.00	1.21	1.21	1.21	72	174.0
21-Aug-15	10:36	Cloudy	012987	2.7938	2.8064	20375.64	20376.64	1.00	1.21	1.21	1.21	72	174.0
21-Aug-15	13:00	Cloudy	012985	2.8046	2.8204	20376.65	20377.65	1.00	1.21	1.21	1.21	72	218.2
27-Aug-15	16:00	Cloudy	013044	2.7995	2.8092	20377.65	20378.65	1.00	1.21	1.21	1.21	73	133.3
27-Aug-15	17:14	Cloudy	012995	2.8186	2.8283	20378.65	20379.65	1.00	1.21	1.21	1.21	73	133.3
28-Aug-15	8:57	Cloudy	012994	2.8066	2.8194	20379.65	20380.65	1.00	1.21	1.21	1.21	73	175.8

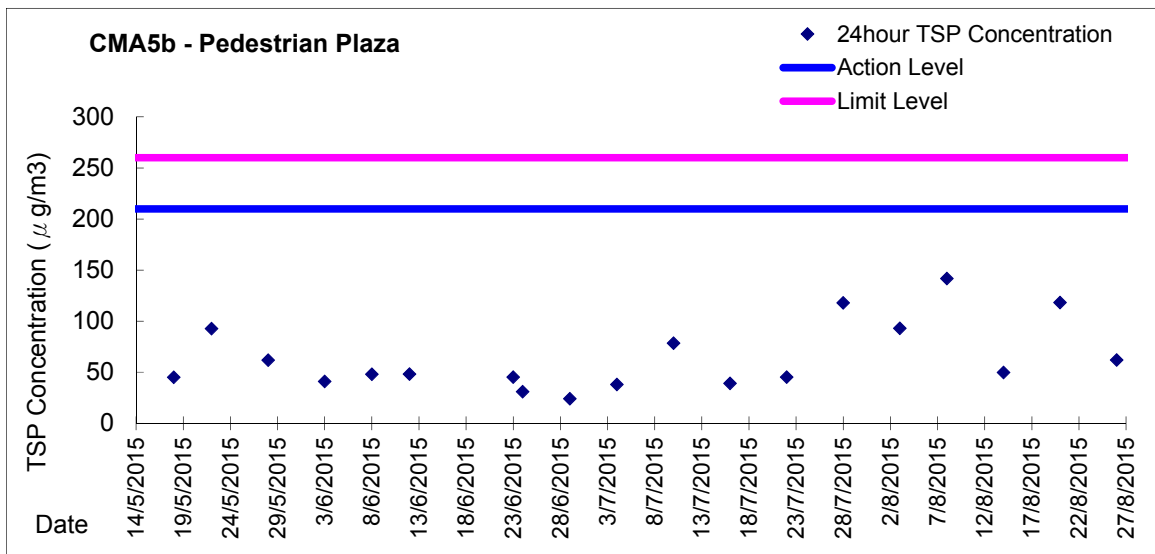
Remarks: Due to interruption of electricity, the 1hr TSP was rescheduled from 27 August 2015 to 28 August 2015.



Graphic Presentation of 1 hour TSP Result for EP-376/2009

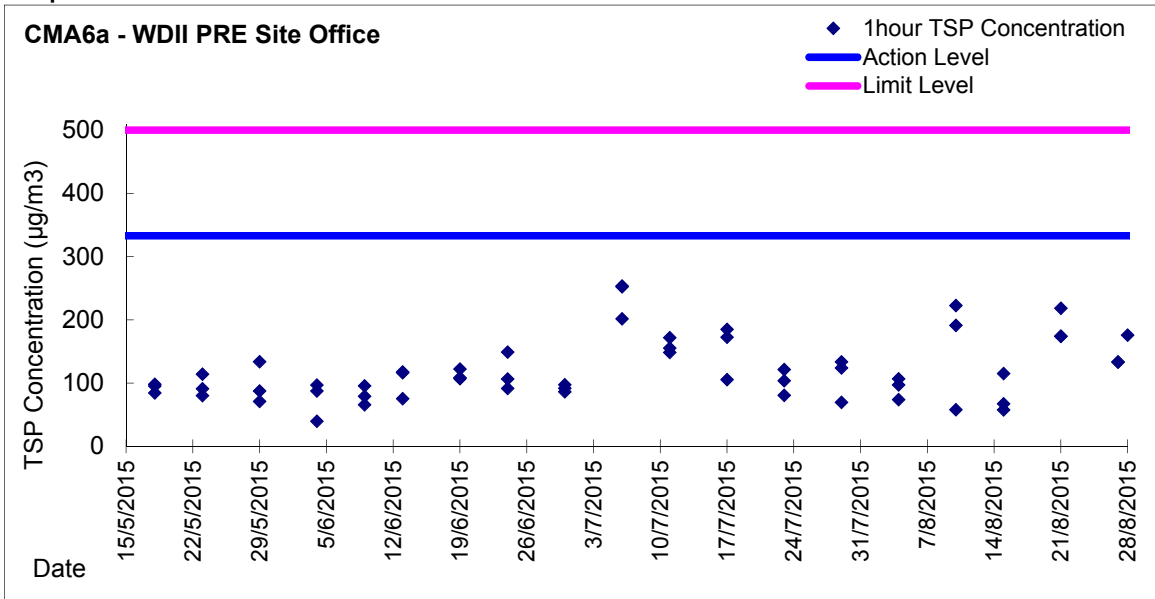


Graphic Presentation of 24 hour TSP Result for EP-376/2009





Graphic Presentation of 1 hour TSP Result for EP-376/2009



Graphic Presentation of 24 hour TSP Result for EP-376/2009

